


JYLED LED Screen Floor

Key Features

- Attractive intelligent interactive experience
- Convenient modular design & fast installation
- High load-bearing performance(2000kg/m²).
- Excellent color & image performance



Bright Colors & High Image Quality



Fast Respond to Actions



Brings More Joy & Entertainment

Get more information & quotes

Web: www.szjy-led.com

Email: sale20@sz-ledscreen.com

Mobile: +86 18194008750

Specification

Welcome to custom JYLED LED Screen Floor !



Recommended Models			
Model	P2.976	P3.91	P4.81
Module size(mm)	250x250	250x250	250x250
Module resolution (dot)	84x84	64x64	52x52
Scanning	1/28S	1/16S	1/13S
SMD	1G1R1B		
Interactive Way	Radar / Bulid-in interactic chip		
Maintenance	Front/Back		
Cabinet size(mm)	500*1000/500*500		
Density(dot/m ²)	112896	65536	43264
Brightness(cd/m ²)	1800/4000		
Max. Power Consumption(W)	800		
Average Power Consumption(W)	400		
Cabinet weight (kg)	40kg/m ²		
Cabinet material	Iron/Die-cast aluminum		
IP rate	IP 68		
Grayscale	10000:1		
Refresh rate(hz)	1920-3840		
Frame change frequency	50/60hz		
Horizontal viewing angle	> 120°		
Vertical viewing angle	> 120°		
Best viewing distance	>53m	>4m	>5m
Input Voltage	AC110V - AC220V		
Module Max. current	5.0-7.0		
Temperature-operating	- 10°C ~ 60°C		
Humidity-operating	10% ~ 90%		
Life span (H)	≥100,000		

Get more information & quotes


Web: www.szjy-led.com

Email: sale20@sz-ledscreen.com


Mobile: +86 18194008750

JYLED LED Screen Floor


Product Cases



High Load-bearing Performance



2022 Winter Olympics Opening Ceremony



Extraordinary Interactive Experience

Get more information & quotes

Web: www.szjy-led.com

Email: sale20@sz-ledscreen.com

Mobile: +86 18194008750